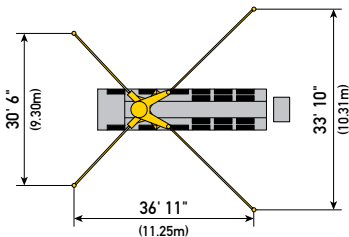
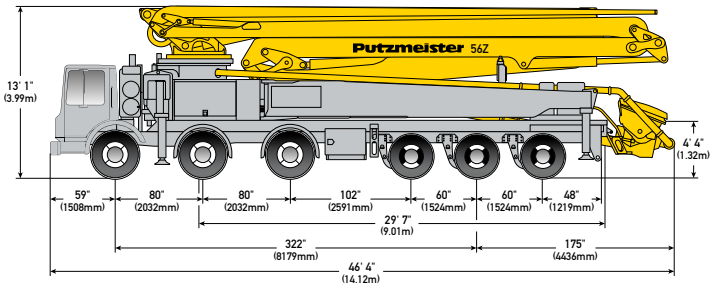


With One-Sided Support (OSS) 180°



56Z-METER | TRUCK-MOUNTED CONCRETE BOOM PUMP



MODEL SPECIFICATIONS

Vertical reach	181' 0"	(55.17m)
Horizontal reach	163' 9"	(49.90m)
Reach from front of truck	152' 4"	(46.43m)
Reach depth	133' 0"	(40.54m)
Unfolding height	51' 2"	(15.60m)
Available pump cells		.16H, .18H LS
Front axle weight	51,333 lbs	(23,284kg)
Rear axle weight	48,967 lbs	(22,211kg)
Approximate total weight	100,300 lbs	(45,496kg)

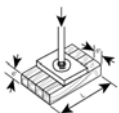
Ergonic Pump System (EPS) is standard.
Based on Model MACK MRU 613 with .16H pump cell.

BOOM | Z-FOLD DESIGN

1st section length	34' 2"	(10.41m)
2nd section length	26' 8"	(8.12m)
3rd section length	30' 6"	(9.30m)
4th section length	37' 8"	(11.48m)
5th section length	38' 9"	(11.80m)
Maximum end hose length	10' 0"	(3.00m)
Maximum end hose weight allowance	365 lbs	(166kg)

Please follow end hose weight guidelines listed in operational manual.

OUTRIGGER LOADS | FRONT AND REAR



Front	67,443 lbf	(300 kN)
Rear	70,815 lbf	(315 kN)