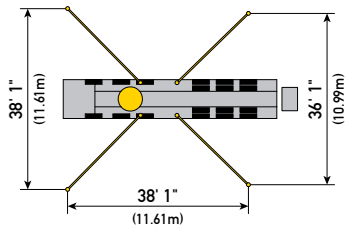
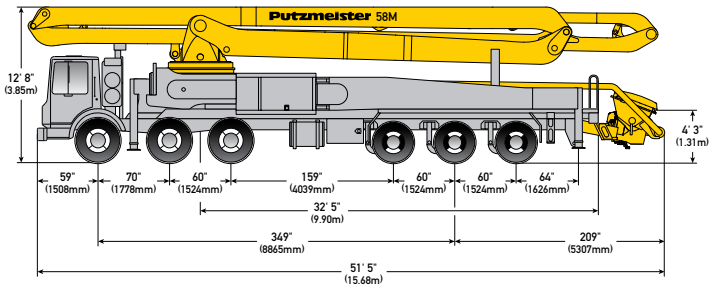


With One-Sided Support (OSS) 180°





MODEL SPECIFICATIONS

Vertical reach	188' 0"	(57.30m)
Horizontal reach	174' 1"	(53.06m)
Reach from front of truck	161' 2"	(49.13m)
Reach depth	137' 2"	(41.81m)
Unfolding height	52' 2"	(15.90m)
Available pump cells		.16H, .18H LS
Front axle weight	58,451 lbs	(26,513kg)
Rear axle weight	56,669 lbs	(25,705kg)
Approximate total weight	115,120 lbs	(52,218kg)

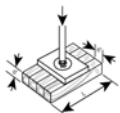
Based on Model MACK MRU 613 with .16H pump cell.

BOOM | ROLL-AND-FOLD DESIGN

1st section length	29' 10"	(9.09m)
2nd section length	43' 6"	(13.26m)
3rd section length	50' 6"	(15.39m)
4th section length	50' 7"	(15.42m)
Maximum end hose length	10' 0"	(3.00m)
Maximum end hose weight allowance	365 lbs	(166kg)

Please follow end hose weight guidelines listed in operational manual.

OUTRIGGER LOADS | FRONT AND REAR



Front	78,683 lbf	(350 kN)
Rear	92,172 lbf	(410 kN)